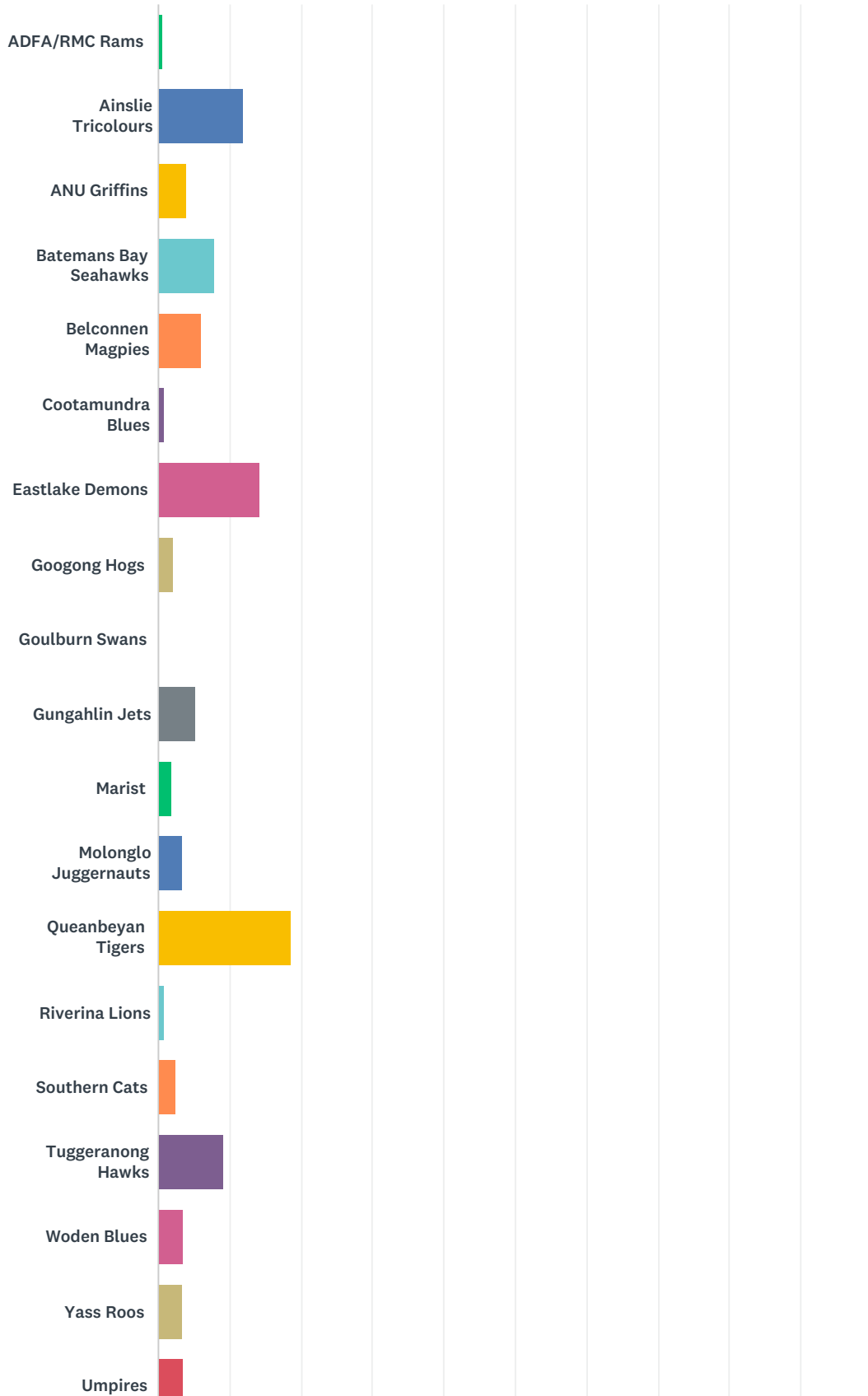
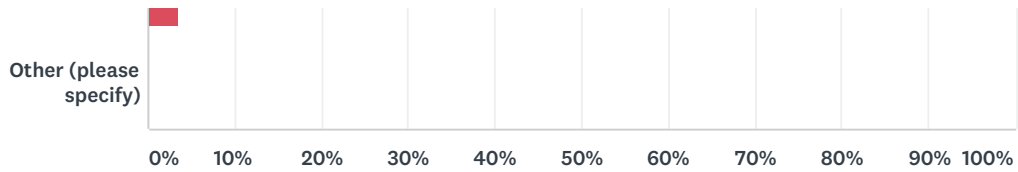


Q1 What Club are you most associated with?

Answered: 329 Skipped: 2



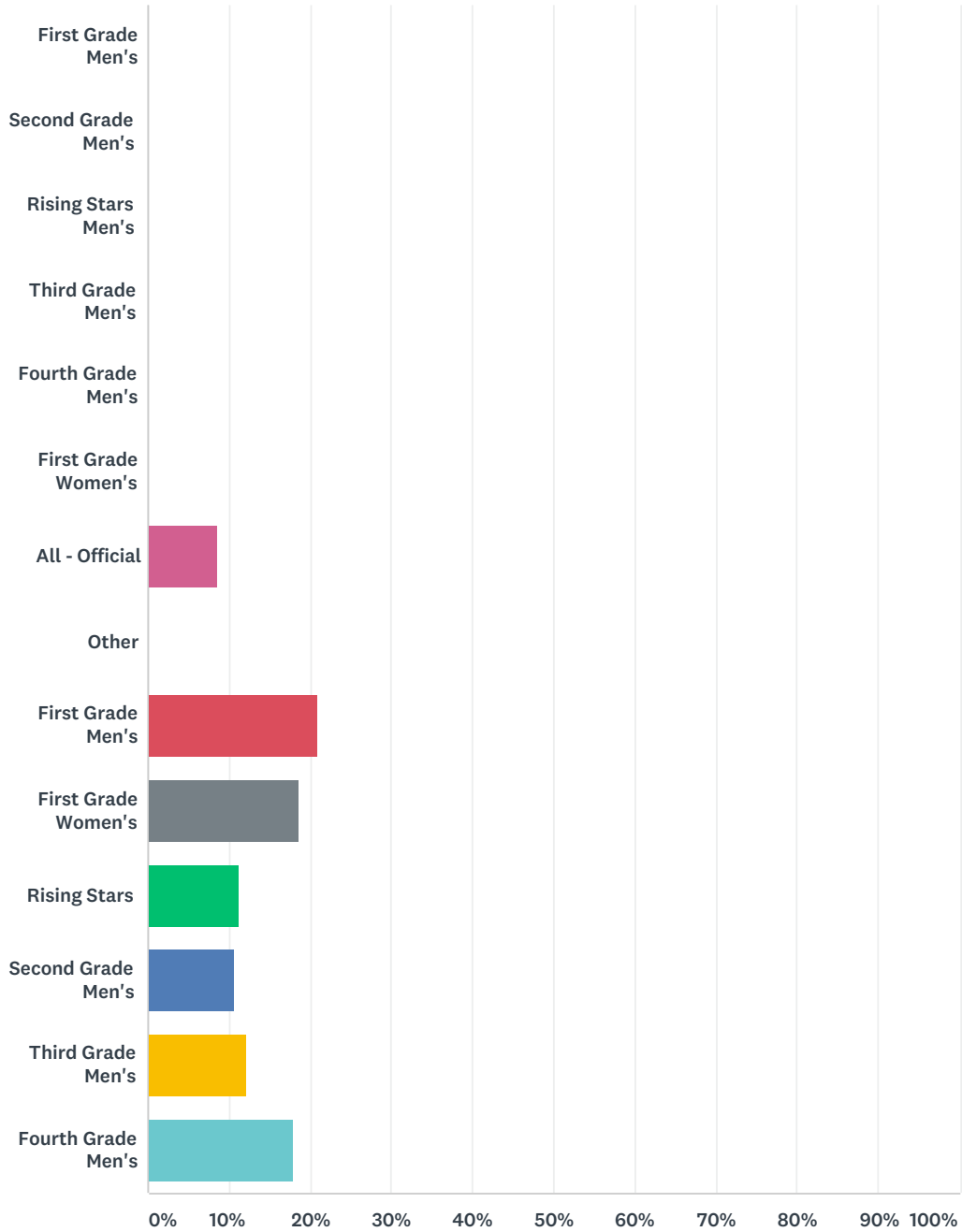
AFL Canberra 2017 Senior Participant Survey



ANSWER CHOICES	RESPONSES	
ADFA/RMC Rams	0.61%	2
Ainslie Tricolours	11.85%	39
ANU Griffins	3.95%	13
Batemans Bay Seahawks	7.90%	26
Belconnen Magpies	6.08%	20
Cootamundra Blues	0.91%	3
Eastlake Demons	14.29%	47
Googong Hogs	2.13%	7
Goulburn Swans	0.30%	1
Gungahlin Jets	5.17%	17
Marist	1.82%	6
Molonglo Juggernauts	3.34%	11
Queanbeyan Tigers	18.54%	61
Riverina Lions	0.91%	3
Southern Cats	2.43%	8
Tuggeranong Hawks	9.12%	30
Woden Blues	3.65%	12
Yass Roos	3.34%	11
Umpires	3.65%	12
Other (please specify)	0.00%	0
TOTAL		329

Q2 What Senior divisions(s) were you most associated with?

Answered: 329 Skipped: 2



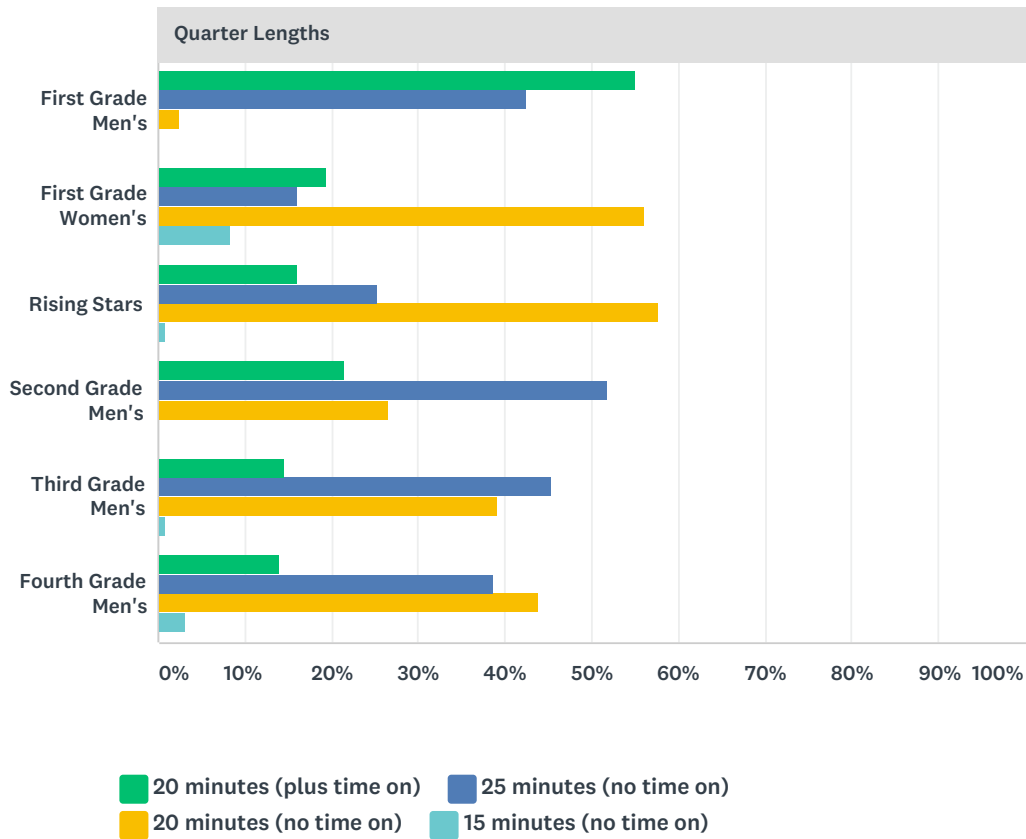
ANSWER CHOICES	RESPONSES
First Grade Men's	0.00% 0
Second Grade Men's	0.00% 0
Rising Stars Men's	0.00% 0
Third Grade Men's	0.00% 0
Fourth Grade Men's	0.00% 0

AFL Canberra 2017 Senior Participant Survey

First Grade Women's	0.00%	0
All - Official	8.51%	28
Other	0.00%	0
First Grade Men's	20.97%	69
First Grade Women's	18.54%	61
Rising Stars	11.25%	37
Second Grade Men's	10.64%	35
Third Grade Men's	12.16%	40
Fourth Grade Men's	17.93%	59
TOTAL		329

Q3 What should be the timings of quarters for the following divisions?

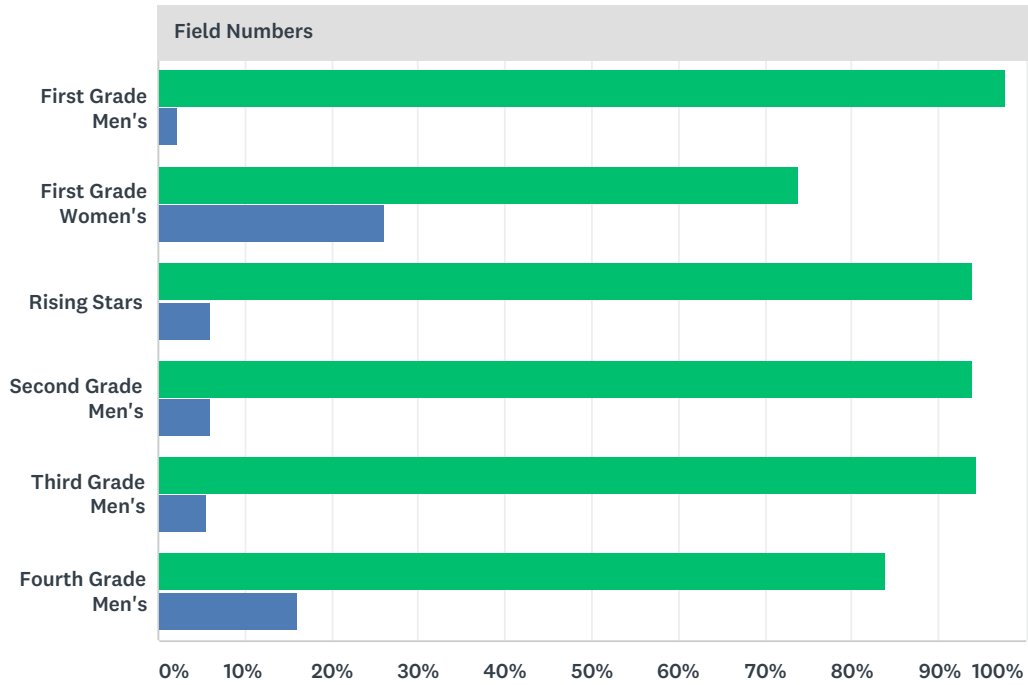
Answered: 327 Skipped: 4



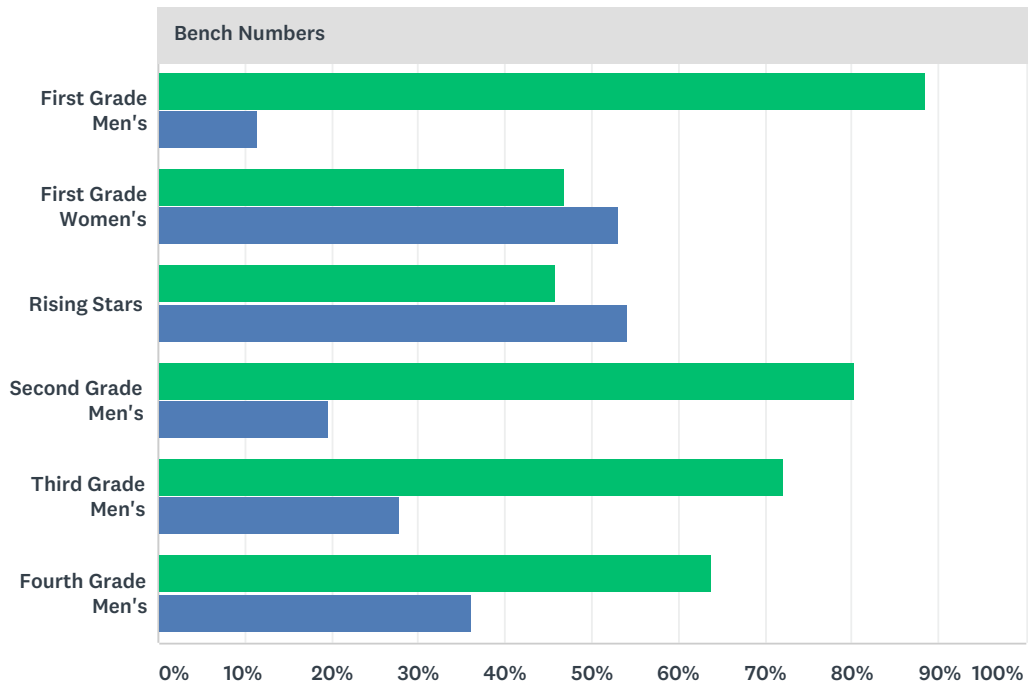
Quarter Lengths					
	20 MINUTES (PLUS TIME ON)	25 MINUTES (NO TIME ON)	20 MINUTES (NO TIME ON)	15 MINUTES (NO TIME ON)	TOTAL
First Grade Men's	54.95% 150	42.49% 116	2.56% 7	0.00% 0	273
First Grade Women's	19.55% 52	16.17% 43	56.02% 149	8.27% 22	266
Rising Stars	16.21% 41	25.30% 64	57.71% 146	0.79% 2	253
Second Grade Men's	21.48% 55	51.95% 133	26.56% 68	0.00% 0	256
Third Grade Men's	14.74% 37	45.42% 114	39.04% 98	0.80% 2	251
Fourth Grade Men's	14.00% 35	38.80% 97	44.00% 110	3.20% 8	250

Q4 What should player numbers be for the following divisions?

Answered: 322 Skipped: 9



18 a side 16 a side



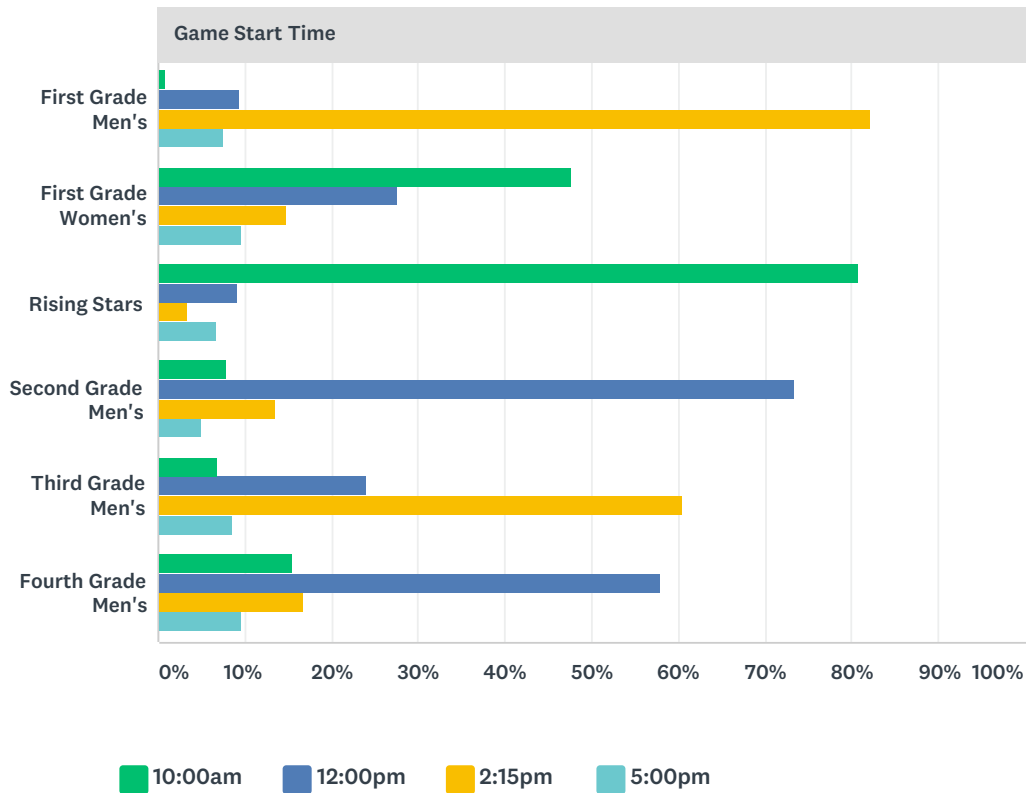
4 person bench 6 person bench

AFL Canberra 2017 Senior Participant Survey

Field Numbers			
	18 A SIDE	16 A SIDE	TOTAL
First Grade Men's	97.72% 257	2.28% 6	263
First Grade Women's	73.85% 192	26.15% 68	260
Rising Stars	93.98% 234	6.02% 15	249
Second Grade Men's	93.90% 231	6.10% 15	246
Third Grade Men's	94.26% 230	5.74% 14	244
Fourth Grade Men's	83.87% 208	16.13% 40	248
Bench Numbers			
	4 PERSON BENCH	6 PERSON BENCH	TOTAL
First Grade Men's	88.51% 231	11.49% 30	261
First Grade Women's	46.88% 120	53.13% 136	256
Rising Stars	45.75% 113	54.25% 134	247
Second Grade Men's	80.33% 196	19.67% 48	244
Third Grade Men's	72.08% 173	27.92% 67	240
Fourth Grade Men's	63.90% 154	36.10% 87	241

Q5 When should be the approximate start times for the following divisions?

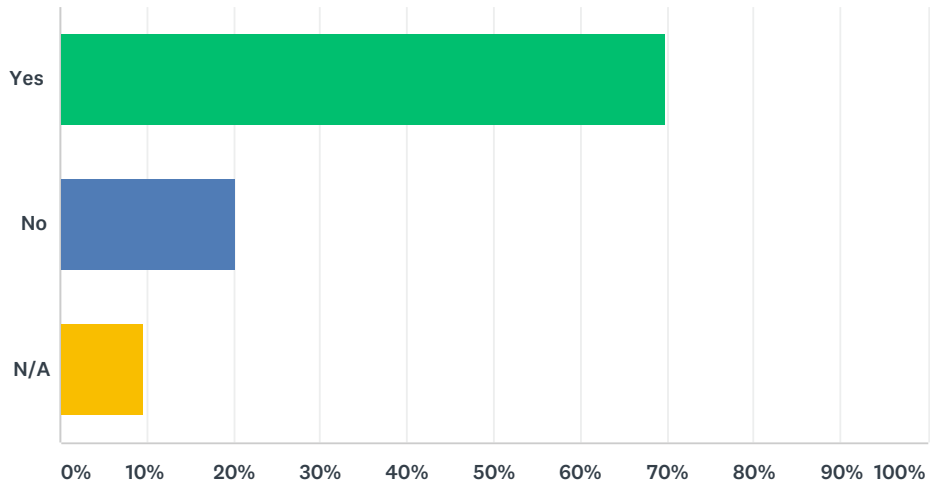
Answered: 323 Skipped: 8



Game Start Time	10:00AM	12:00PM	2:15PM	5:00PM	TOTAL
First Grade Men's	0.79% 2	9.49% 24	82.21% 208	7.51% 19	253
First Grade Women's	47.79% 119	27.71% 69	14.86% 37	9.64% 24	249
Rising Stars	80.67% 192	9.24% 22	3.36% 8	6.72% 16	238
Second Grade Men's	8.02% 19	73.42% 174	13.50% 32	5.06% 12	237
Third Grade Men's	6.87% 16	24.03% 56	60.52% 141	8.58% 20	233
Fourth Grade Men's	15.55% 37	57.98% 138	16.81% 40	9.66% 23	238

Q6 Would you support First Grade Women's being played primarily at the same venue and day as First Grade Men's in 2018?

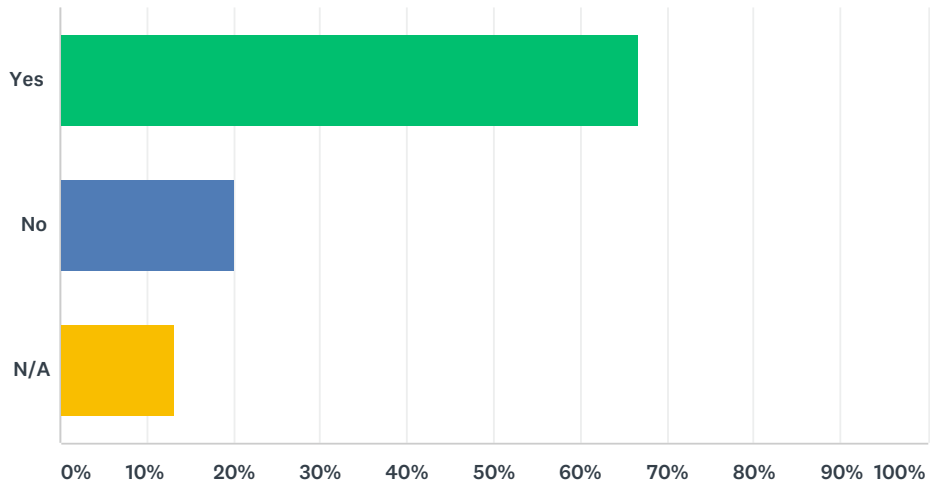
Answered: 329 Skipped: 2



ANSWER CHOICES	RESPONSES	
Yes	69.91%	230
No	20.36%	67
N/A	9.73%	32
TOTAL		329

Q7 Would you support the introduction of two Women's grades in 2018?

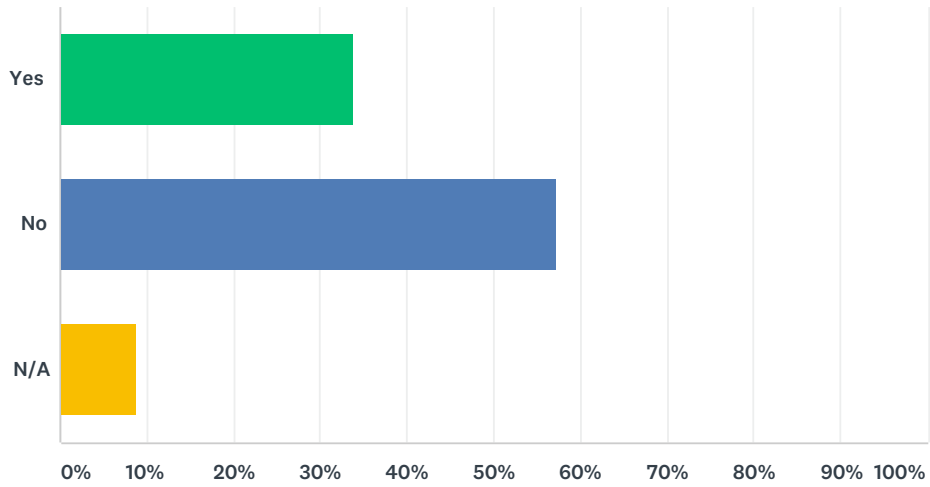
Answered: 327 Skipped: 4



ANSWER CHOICES	RESPONSES	
Yes	66.67%	218
No	20.18%	66
N/A	13.15%	43
TOTAL		327

Q8 Do you think that there should be a Senior division played primarily on Friday Nights?

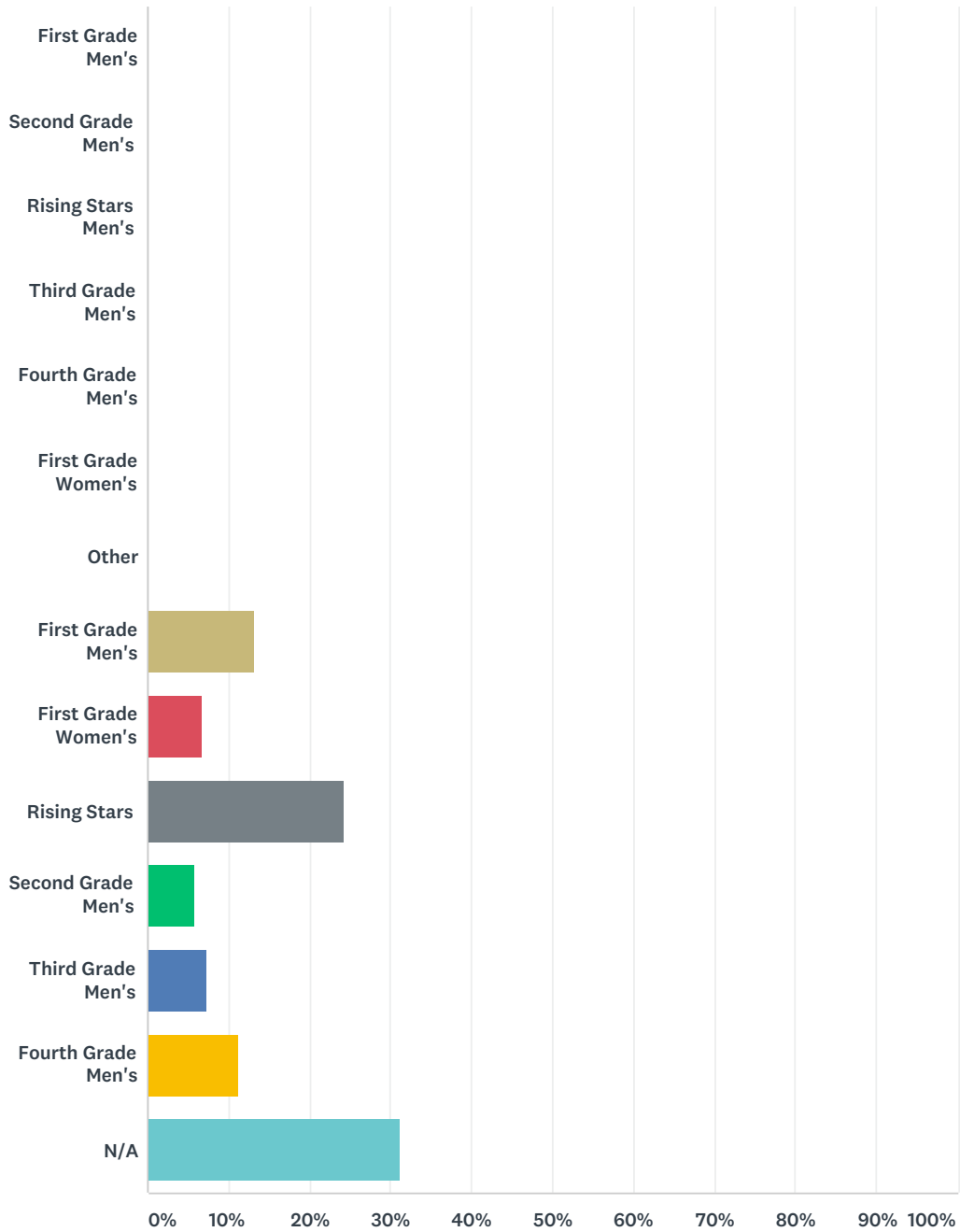
Answered: 328 Skipped: 3



ANSWER CHOICES	RESPONSES	
Yes	33.84%	111
No	57.32%	188
N/A	8.84%	29
TOTAL		328

Q9 If there was a Senior division played primarily on Friday Nights, which division should it be?

Answered: 325 Skipped: 6



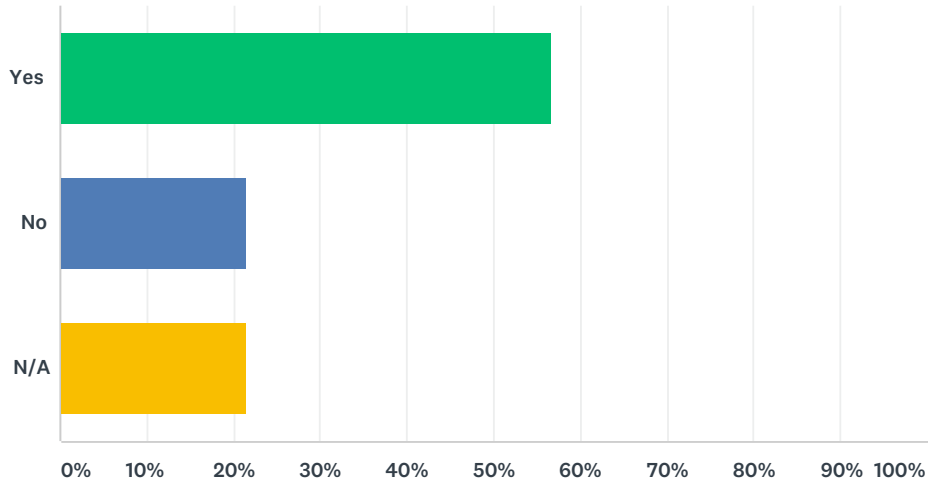
ANSWER CHOICES	RESPONSES
First Grade Men's	0.00% 0
Second Grade Men's	0.00% 0
Rising Stars Men's	0.00% 0
Third Grade Men's	0.00% 0

AFL Canberra 2017 Senior Participant Survey

Fourth Grade Men's	0.00%	0
First Grade Women's	0.00%	0
Other	0.00%	0
First Grade Men's	13.23%	43
First Grade Women's	6.77%	22
Rising Stars	24.31%	79
Second Grade Men's	5.85%	19
Third Grade Men's	7.38%	24
Fourth Grade Men's	11.38%	37
N/A	31.08%	101
TOTAL		325

Q10 Do you believe philosophically that the player points system will improve the competitive balance in the AFL Canberra First Grade competition?

Answered: 324 Skipped: 7



ANSWER CHOICES	RESPONSES	
Yes	56.79%	184
No	21.60%	70
N/A	21.60%	70
TOTAL		324

Q11 On a scale of 1-10 (1 being the lowest, 10 being the highest) how would you rate the overall experience of delivery of the 2017 AFL Canberra Senior competition?

Answered: 329 Skipped: 2



(no label)

	(NO LABEL)	TOTAL
1	100.00% 10	10
2	100.00% 9	9
3	100.00% 29	29
4	100.00% 33	33
5	100.00% 48	48
6	100.00% 57	57

AFL Canberra 2017 Senior Participant Survey

7	100.00%	80	80
8	100.00%	54	54
9	100.00%	13	13
10	100.00%	12	12

Q12 What areas could be improved in the AFL Canberra competition?

Answered: 265 Skipped: 66

Q13 What are the best aspects of the AFL Canberra Competition?

Answered: 211 Skipped: 120